

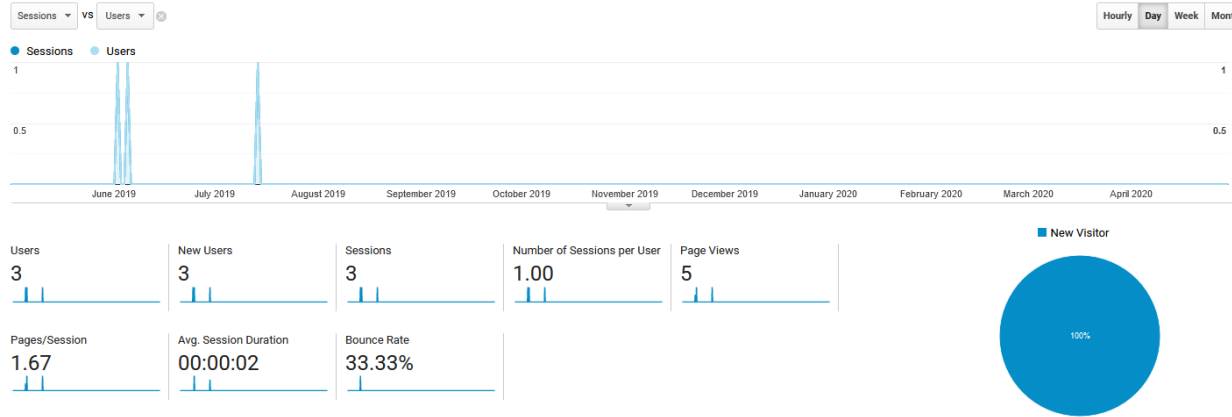
AGM 2020 - Parish website, Usage Details (Google Analytics)

The spreadsheet (separate file) and the graphs / tables following show the details of usage over past years.

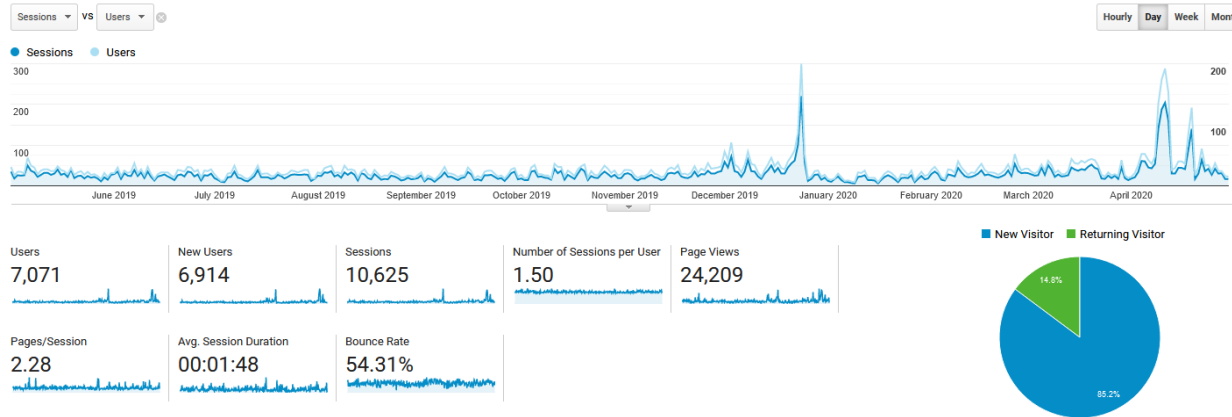
01/05/2019 – 30/04/2020

Web Site Usage / Peak Usage

Holy Spirit Parish



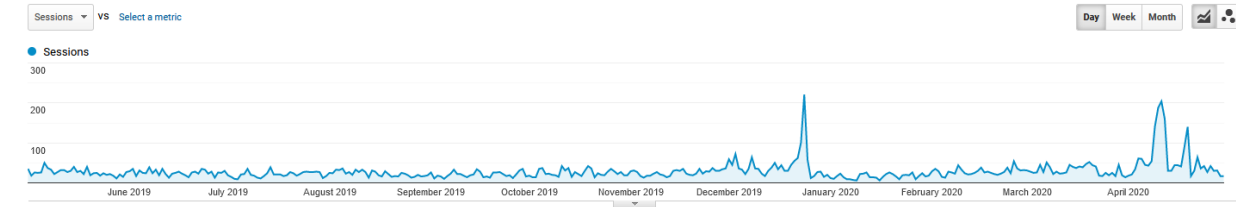
Ringwood North (CAM)



D

Device Usage

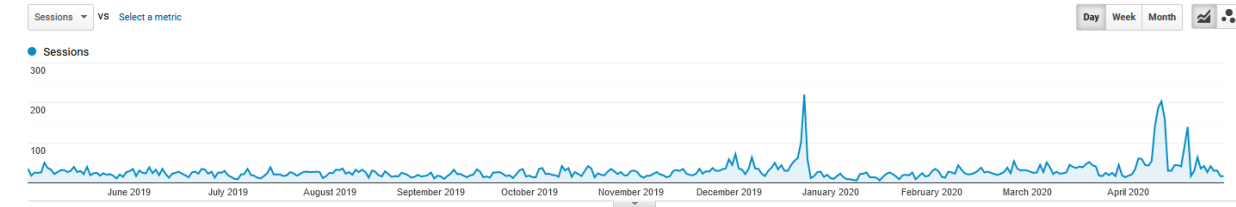
Holy Spirit Parish



Primary Dimension: Device Category

Device Category	Acquisition			Behaviour			Conversions		
	Users	New Users	Sessions	Bounce Rate	Pages/Session	Avg. Session Duration	Goal Conversion Rate	Goal Completions	Goal Value
	7,071 <small>% of Total: 100.00% (7,071)</small>	6,920 <small>% of Total: 100.09% (6,914)</small>	10,625 <small>% of Total: 100.00% (10,625)</small>	54.31% <small>Avg for View: 54.31% (0.00%)</small>	2.28 <small>Avg for View: 2.28 (0.00%)</small>	00:01:48 <small>Avg for View: 00:01:48 (0.00%)</small>	0.00% <small>Avg for View: 0.00% (0.00%)</small>	0 <small>% of Total: 0.00% (0)</small>	US\$0.00 <small>% of Total: 0.00% (US\$0.00)</small>
1. mobile	3,331 (47.41%)	3,294 (47.60%)	4,566 (42.97%)	59.55%	1.83	00:01:14	0.00%	0 (0.00%)	US\$0.00 (0.00%)
2. desktop	2,913 (41.46%)	2,871 (41.49%)	4,331 (40.76%)	54.33%	2.81	00:02:20	0.00%	0 (0.00%)	US\$0.00 (0.00%)
3. tablet	782 (11.13%)	755 (10.91%)	1,728 (16.26%)	40.39%	2.13	00:02:01	0.00%	0 (0.00%)	US\$0.00 (0.00%)

Ringwood North (CAM)



Primary Dimension: Device Category

Device Category	Acquisition			Behaviour			Conversions		
	Users	New Users	Sessions	Bounce Rate	Pages/Session	Avg. Session Duration	Goal Conversion Rate	Goal Completions	Goal Value
	7,071 <small>% of Total: 100.00% (7,071)</small>	6,920 <small>% of Total: 100.09% (6,914)</small>	10,625 <small>% of Total: 100.00% (10,625)</small>	54.31% <small>Avg for View: 54.31% (0.00%)</small>	2.28 <small>Avg for View: 2.28 (0.00%)</small>	00:01:48 <small>Avg for View: 00:01:48 (0.00%)</small>	0.00% <small>Avg for View: 0.00% (0.00%)</small>	0 <small>% of Total: 0.00% (0)</small>	US\$0.00 <small>% of Total: 0.00% (US\$0.00)</small>
1. mobile	3,331 (47.41%)	3,294 (47.60%)	4,566 (42.97%)	59.55%	1.83	00:01:14	0.00%	0 (0.00%)	US\$0.00 (0.00%)
2. desktop	2,913 (41.46%)	2,871 (41.49%)	4,331 (40.76%)	54.33%	2.81	00:02:20	0.00%	0 (0.00%)	US\$0.00 (0.00%)
3. tablet	782 (11.13%)	755 (10.91%)	1,728 (16.26%)	40.39%	2.13	00:02:01	0.00%	0 (0.00%)	US\$0.00 (0.00%)

YouTube Channel 01/05/2019 – 30/04/2020








channel analytics

[Overview](#) [Reach](#) [Engagement](#) [Audience](#)

People watched your videos 34 times during the dates that you selected



Your top videos in this period

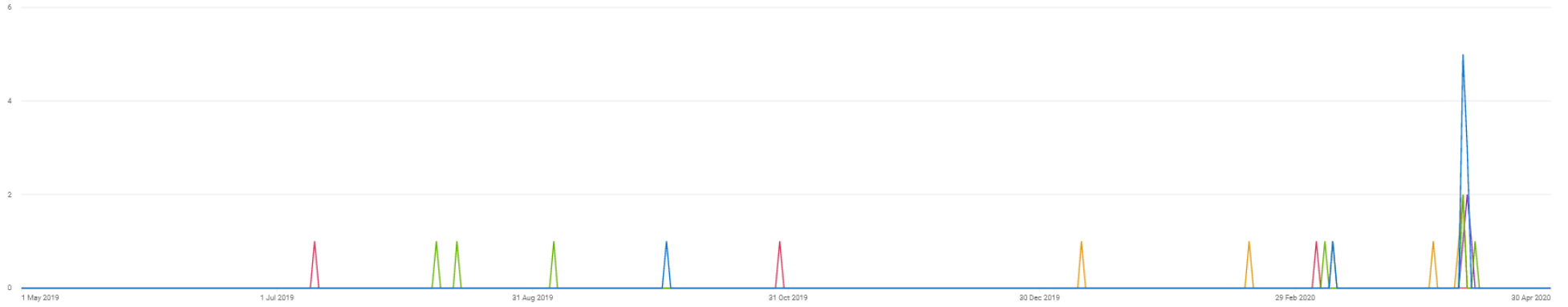
Video	Average view duration	Views
1  Good Friday 2015 04 03 5 Apr 2015	3:38 (49.9%)	10
2  Invitation to Parish Stewardship Meeting, 1st March 2016 7:30 p.m. 28 Feb 2016	0:48 (75.0%)	7
3  Mass of the Last Supper, Holy Thursday 2015 04 02 6 Apr 2015	1:11 (51.2%)	7
4  Easter Saturday Vigil Mass, 2015 04 04 6 Apr 2015	1:00 (42.0%)	4
5  Year of Mercy - How we have embraced the Extraordinary Jubilee of Mercy 7 Oct 2016	1:19 (27.4%)	3
6  This is discipleship 10 May 2017	0:51 (43.1%)	2
7  Alpha is coming in 2017 - part of the renovation of Holy Spirit. 22 Dec 2016	1:20 (99.0%)	1

Views by Video

Select secondary metric

Line chart

Daily



Video	Views	Average view duration	Average percentage viewed
Total	34	1:48	48.8%
Good Friday 2015 04 03	10 29.4%	3:38	49.9%
Invitation to Parish Stewardship Meeting, 1st March 2016 7:30 p.m.	7 20.6%	0:48	75.9%
Mass of the Last Supper, Holy Thursday 2015 04 02	7 20.6%	1:11	51.2%
Easter Saturday Vigil Mass, 2015 04 04	4 11.8%	1:00	42.9%
Year of Mercy - How we have embraced the Extraordinary Jubilee o...	3 8.8%	1:19	27.4%
This is discipleship	2 5.9%	0:51	43.1%
Alpha is coming in 2017 - part of the renovation of Holy Spiit.	1 2.9%	1:20	99.0%